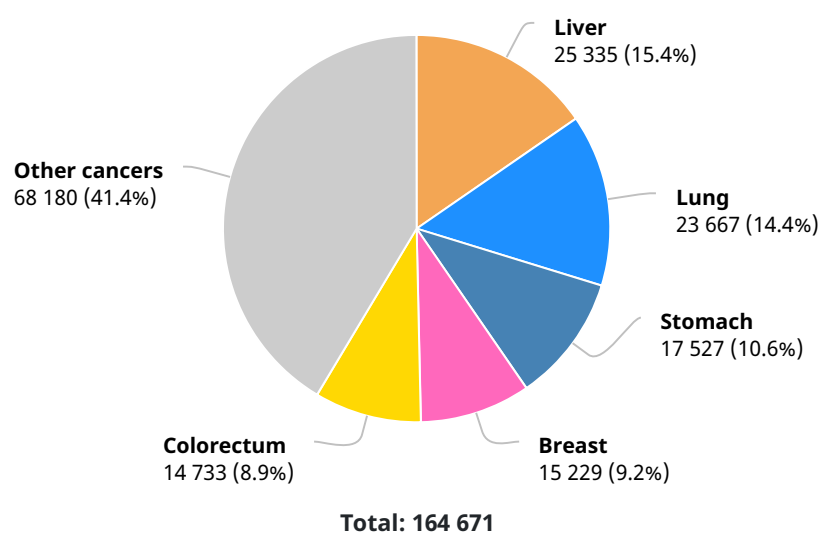


# Viet Nam

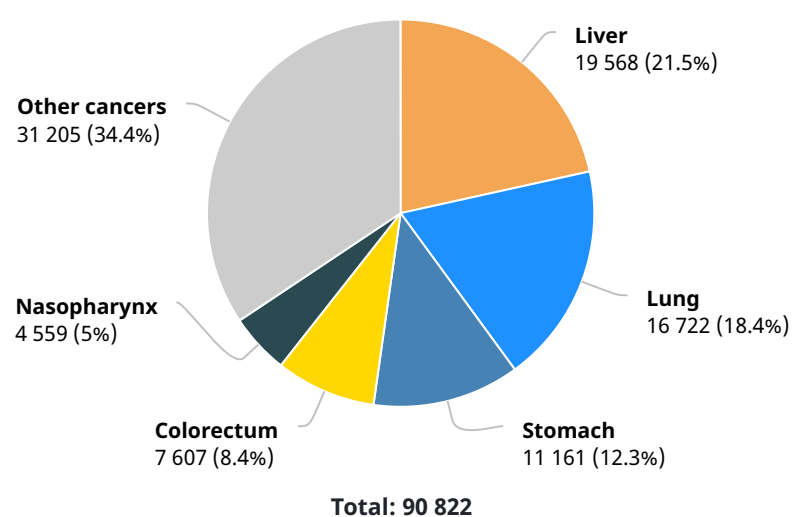
Source: Globocan 2018



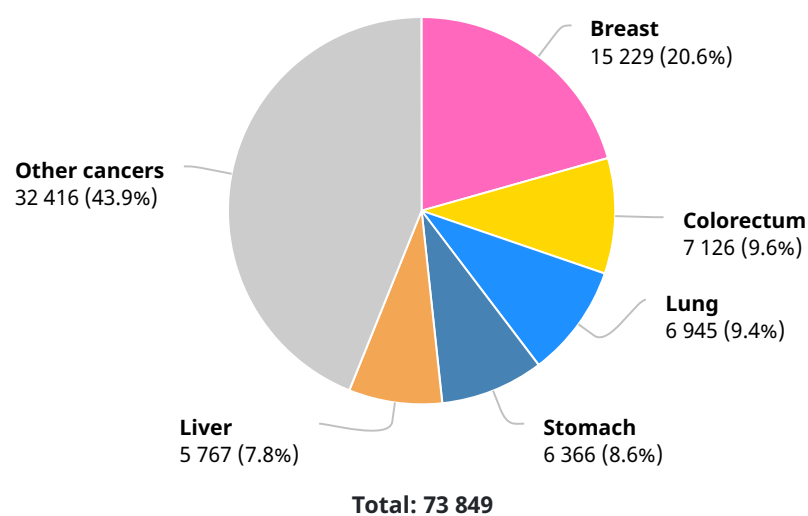
## Number of new cases in 2018, both sexes, all ages



## Number of new cases in 2018, males, all ages



## Number of new cases in 2018, females, all ages



## Summary statistic 2018

	Males	Females	Both sexes
Population	47 755 412	48 735 730	96 491 142
Number of new cancer cases	90 822	73 849	164 671
Age-standardized incidence rate (World)	186.7	125.2	151.4
Risk of developing cancer before the age of 75 years (%)	19.0	12.8	15.6
Number of cancer deaths	70 888	43 983	114 871
Age-standardized mortality rate (World)	146.2	71.8	104.4
Risk of dying from cancer before the age of 75 years (%)	15.1	7.8	11.1
5-year prevalent cases	138 602	161 431	300 033
Top 5 most frequent cancers excluding non-melanoma skin cancer (ranked by cases)	Liver	Breast	Liver
	Lung	Colorectum	Lung
	Stomach	Lung	Stomach
	Colorectum	Stomach	Breast
	Nasopharynx	Liver	Colorectum

## Geography



## Numbers at a glance

Total population

**96 491 142**

Number of new cases

**164 671**

Number of deaths

**114 871**

Number of prevalent cases (5-year)

**300 033**

## Data source and methods

### Incidence

**Country-specific data source:** Ho Chi Minh City Cancer Registry

**Method:** Weighted/simple average of the most recent local rates applied to 2018 population

### Mortality

**Country-specific data source:** National (Survey)

**Method:** Estimated from national incidence estimates by modelling, using incidence:mortality ratios derived from cancer registry data in neighbouring countries

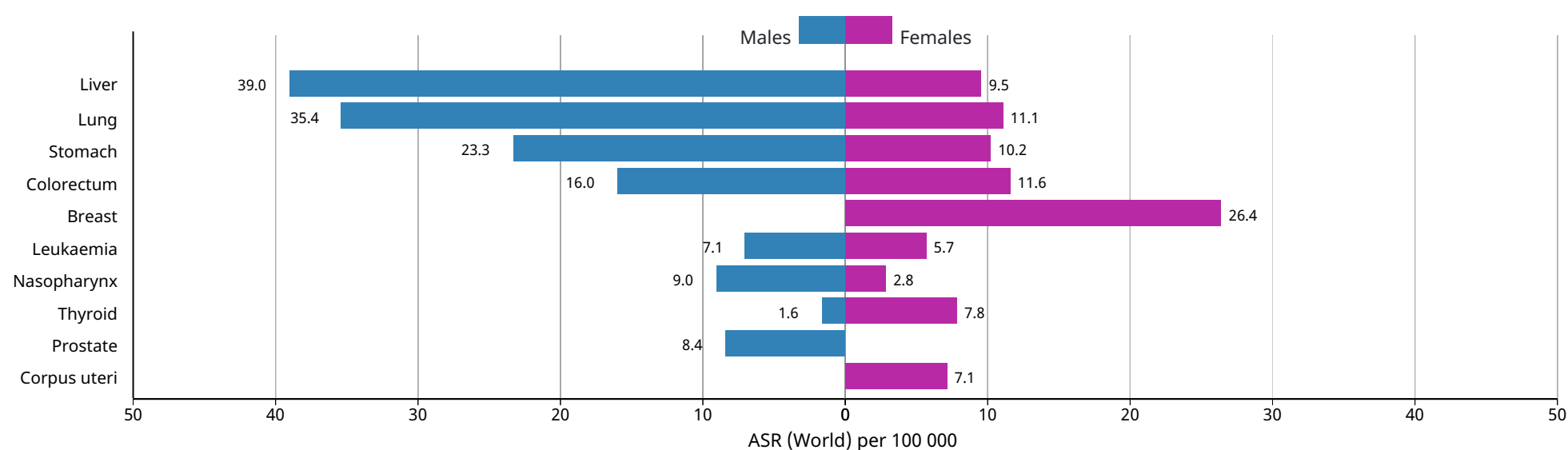
### Prevalence

Computed using sex-, site- and age-specific incidence to 1-,3- and 5-year prevalence ratios from Nordic countries for the period (2000-2009), and scaled using Human Development Index (HDI) ratios.

## Incidence, Mortality and Prevalence by cancer site

Cancer	New cases				Deaths				5-year prevalence (all ages)	
	Number	Rank	(%)	Cum.risk	Number	Rank	(%)	Cum.risk	Number	Prop.
Liver	25 335	1	15.4	2.59	25 404	1	22.1	2.59	21 055	21.82
Lung	23 667	2	14.4	2.57	20 710	2	18.0	2.27	22 564	23.38
Stomach	17 527	3	10.6	1.86	15 065	3	13.1	1.52	21 839	22.63
Breast	15 229	4	9.2	2.93	6 103	4	5.3	1.24	42 188	86.56
Rectum	8 815	5	5.4	0.93	4 673	6	4.1	0.44	20 184	20.92
Nasopharynx	6 212	6	3.8	0.64	4 232	7	3.7	0.47	16 290	16.88
Leukaemia	6 144	7	3.7	0.52	4 923	5	4.3	0.43	16 565	17.17
Colon	5 457	8	3.3	0.60	3 183	8	2.8	0.31	11 662	12.09
Thyroid	5 418	9	3.3	0.45	528	22	0.46	0.05	16 897	17.51
Cervix uteri	4 177	10	2.5	0.77	2 420	10	2.1	0.47	10 657	21.87
Corpus uteri	4 150	11	2.5	0.77	1 156	16	1.0	0.23	10 933	22.43
Prostate	3 959	12	2.4	1.00	1 873	13	1.6	0.32	7 036	14.73
Brain, central nervous system	3 509	13	2.1	0.30	3 137	9	2.7	0.28	8 731	9.05
Non-Hodgkin lymphoma	3 508	14	2.1	0.35	2 137	12	1.9	0.22	8 789	9.11
Oesophagus	2 411	15	1.5	0.25	2 222	11	1.9	0.24	2 226	2.31
Hypopharynx	2 398	16	1.5	0.25	1 440	14	1.3	0.14	3 277	3.40
Kidney	2 394	17	1.5	0.24	1 326	15	1.2	0.13	5 470	5.67
Lip, oral cavity	1 877	18	1.1	0.19	922	17	0.80	0.09	4 495	4.66
Larynx	1 685	19	1.0	0.19	859	20	0.75	0.09	4 024	4.17
Bladder	1 502	20	0.91	0.16	883	19	0.77	0.07	3 755	3.89
Ovary	1 500	21	0.91	0.28	856	21	0.75	0.18	3 736	7.67
Pancreas	965	22	0.59	0.11	899	18	0.78	0.10	781	0.81
Hodgkin lymphoma	731	23	0.44	0.07	339	26	0.30	0.03	2 257	2.34
Kaposi sarcoma	664	24	0.40	0.05	340	25	0.30	0.02	1 677	1.74
Multiple myeloma	530	25	0.32	0.05	444	23	0.39	0.04	1 093	1.13
Oropharynx	502	26	0.30	0.05	242	29	0.21	0.03	1 388	1.44
Gallbladder	502	27	0.30	0.05	426	24	0.37	0.04	568	0.59
Anus	461	28	0.28	0.05	248	28	0.22	0.02	1 049	1.09
Mesothelioma	364	29	0.22	0.03	311	27	0.27	0.03	376	0.39
Salivary glands	353	30	0.21	0.04	130	31	0.11	0.01	764	0.79
Penis	330	31	0.20	0.08	130	30	0.11	0.03	848	1.78
Testis	207	32	0.13	0.06	74	34	0.06	0.03	722	1.51
Vulva	188	33	0.11	0.03	87	33	0.08	0.01	472	0.97
Melanoma of skin	157	34	0.10	0.02	92	32	0.08	0.01	413	0.43
Vagina	48	35	0.03	0.01	24	35	0.02	0.00	116	0.24
<b>All cancer sites</b>	<b>164 671</b>	<b>-</b>	<b>-</b>	<b>15.61</b>	<b>114 871</b>	<b>-</b>	<b>-</b>	<b>11.11</b>	<b>300 033</b>	<b>310.94</b>

## Age-standardized (World) incidence rates per sex, top 10 cancers



## Age-standardized (World) incidence and mortality rates, top 10 cancers

